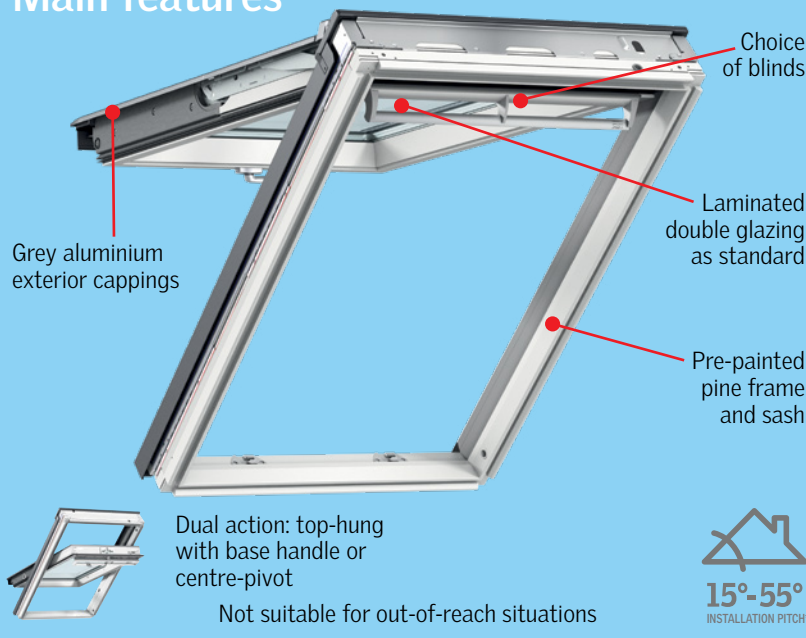


GPL Roof Window Pitched Roof

Main features

Available in 5 sizes



VELUX GPL is an openable centre-pivoting and top-hung "dual action" roof window for in-reach applications. Used to bring natural light and air into attics or loft rooms where ventilation is required.

Operation

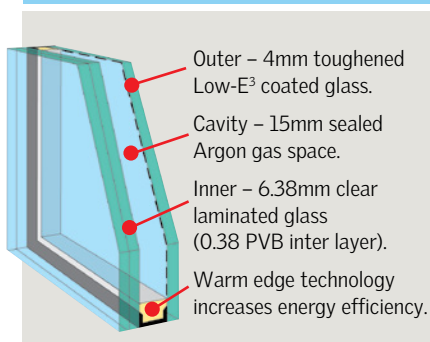
The GPL is operated manually. The control bar at the top of the window is clicked open once for limited filtered air flow, whilst the window remains closed and watertight. A second click of the control bar opens the central-pivoting sash.

The sash is frictioned to stay in a pivot position to maximise ventilation. The sash can be locked in two positions, either slightly ajar or 180°, in the fully rotated position, allowing the outside pane to be cleaned safely from inside the room.

The GPL can also be opened as a top-hung awning window using the bottom handle and can open up to a maximum of 45° (doesn't open beyond the horizontal position).

ZIL Insect screen (optional extra) to be fitted to plaster reveal.

Laminated Double Glazing



Benefits:

- Radiant heat block approx 70%
- UV rays block 95%
- Double layer of Low-E³ coating ✓
- 10 year warranty on insulated glass seal ✓

Australian Standard AS1288

Laminated glass (standard with GPL) must be used for roof windows installed 3m or more above floor level.

10 YEAR WARRANTY
on roof windows, flashings and glazing

3 YEAR WARRANTY
on blinds and accessories

GPL technical performance

Code Mark is a voluntary certification scheme owned by the Commonwealth of Australia that provides legally binding evidence of compliance to the National Construction Code of Australia. One certificate replaces dozens of technical papers.



Australian Standards

VELUX Skylights are tested and approved to the appropriate Australian Standards.

AS4285 SKYLIGHTS**

AS1288 OVERHEAD GLAZING

Laminated inner pane

NCC BOUNDARY SEPARATION††
Class 1 & Class 10 buildings:
Within 900mm of a boundary wall
Class 2 to Class 9 buildings:
3 metres from a boundary wall^{^^}

VELUX Roof Windows are deemed non-combustible by CSIRO and thereby comply with NCC boundary separation requirements.

BASIX Selection Guide

Timber, Low-E, Double glazed, Argon filled

†† CSIRO assessment report available on request. VELUX recommends consultation with relevant authority before work commences. Roof Window assessed in closed position.
^{^^} Roof Window cannot be closer than 3m unless the boundary is adjoining a road or public place. Consult NCC for further details.

** Not for use in cyclonic regions.

Construction

Frame and sash: Nordic Pine timber. Factory lacquered with top coat of white paint (NCS colour: S 0500 -N).

Exterior capping: Grey aluminium.

Technical Values

U-value (W/m²K)

Complete skylight	1.30
Glass only	1.00

Solar Heat Gain Co-efficient

Complete skylight	0.31
Glass only	0.30

Visible Light Transmittance

Complete skylight	0.64
-------------------	------

Luminous Efficacy (Ke = VT/SHGC)

Complete skylight	2.06
-------------------	------

Acoustic performance


Complete skylight	34dB [#]
-------------------	-------------------

Figures calculated according to EN 14351-1:2006 and A2:2016 (window size 1140mm x 1400mm).
[#] Based on Rw value tested to AS1276.1.

* For roofs below 15° pitch, roof windows need to be raised to 15° and custom flashed. VELUX can assist with technical advice and drawings.

GPL Roof Window Pitched Roof

Choice of manually operated blinds



Honeycomb blinds

- Adds a decorative effect.
- Colour: White on both sides.
- Materials: Double layered pleats (polyester) form a 'honeycomb' structure. Inner faces of honeycomb structure have aluminium coating. White powder-coated aluminium side channels and top cover.**
- Provides near total light reduction.
- Reduce heat by approx 60%.^
- Easy to install.



Blockout blinds

- Provides blockout from light.
- Colour: White on internal side. Silver coating on external side.
- Materials: Light-tight polyester with heat resistant coating. White powder-coated aluminium side channels and top cover.
- Provides near total light reduction.
- Reduce heat by approx 40%.^
- Easy to install.

Blinds sold separately.

Choice of flashing

EDW flashing



EDW flashing is used for Roof Windows installed into tiled roofs and low profiled metal roofs (such as corrugated iron and spandek – not suitable for metal profiles such as Klip-Lok, Trimdek).



EDL flashing



EDL flashing is used for Roof Windows installed into slate or shingle roofs – typically 4-8mm thick. 'L' shaped sections are provided that act as soaker pieces on either side of the Roof Windows.



EKW combination flashing



Designed for installing multiple Roof Windows side-by-side or above-below. Roof Windows must be spaced 100mm apart. EKW suitable for same roofs as EDW tile flashing.








NB: For roofs below 15° pitch, roof windows need to be raised to 15° and custom flashed. VELUX can assist with technical advice and drawings.

NB: NEW VELUX blinds and flashings do not fit older VELUX products. Contact VELUX to check availability of suitable blinds and flashings.

GPL – frame and glazing dimensions

High Performance glazing as standard

	 CK04 (C04)	 MK04 (M04)	 MK06 (M06)	 MK08 (M08)	 SK06 (S06)
New Product/size code (Old code pre June 2015)	▶ CK04 ▶ (C04)	▶ MK04 ▶ (M04)	▶ MK06 ▶ (M06)	▶ MK08 ▶ (M08)	▶ SK06 ▶ (S06)
Overall frame size wxh – mm	550x980	780x980	780x1180	780x1400	1140x1180
Internal glass size wxh – mm	371x783	601x783	601x983	601x1203	961x983
Daylight area (M ²)	0.29	0.47	0.59	0.72	0.95
Ventilation area (M ²)	0.38	0.58	0.72	0.86	1.10
Weight in kg*	35.4	41.5	46.8	53.3	61.0

NB: Opening Restrictors: NCC Vol 1 & 2 regulations (Prevention of Falls from Windows – Balustrades & Barriers): contact VELUX for information relating to restrictor devices for within-reach opening skylights.

* Weight includes flashing.

** Side channels and top cover will be brushed aluminium finish until approx September 2021.

^ Based on VELUX internal testing with 3076 model Roof Window.