

## Product information

# VELUX Electric centre-pivot polyurethane Smoke Ventilation roof window GGU



### Product description

- Mains powered smoke ventilation window for pitched roofs
- CE-marked in accordance with EN 12101-2:2003
- Smoke Ventilation opening angle of 90°
- High quality moulded polyurethane with white lacquer finish
- Pre-installed hidden window operator
- Maintenance-free interior surface
- Maintenance-free exterior covers

### Roof pitch

- Can be installed in roof pitches between 15° and 90°

### Materials

- Polyurethane around a timber core
- Glass
- Lacquered aluminium, copper or zinc
- VELUX ThermoTechnology™ insulation

### Downloads

For installation instructions and CAD drawings, please visit [www.velux.co.uk](http://www.velux.co.uk)

## Certifications



The VELUX product factories guarantee quality systems implementation process and environmental management systems through appropriate accreditations ISO 9001 and ISO 14001

**EUTR** In compliance with the EU Timber Regulation (EUTR), EU regulation 995/2010

**REACH** We are aware of the REACH regulation and acknowledge the obligations. No products are obliged to be registered in accordance to REACH and none of our products contain any Substances of Very High Concern.

**Available sizes and daylight area**

	472 mm	550 mm	660 mm	780 mm	942 mm	1140 mm	1340 mm
778 mm							
978 mm				<b>GGU MK04</b> (0.47)			<b>GGU UK04</b> (0.91)
1178 mm				<b>GGU MK06</b> (0.59)		<b>GGU SK06</b> (0.95)	
1398 mm				<b>GGU MK08</b> (0.72)		<b>GGU SK08</b> (1.16)	<b>GGU UK08</b> (1.40)
1600 mm							

**Lining measurements**

Size	Width (mm)
MK--	725
SK--	1085
UK--	1285

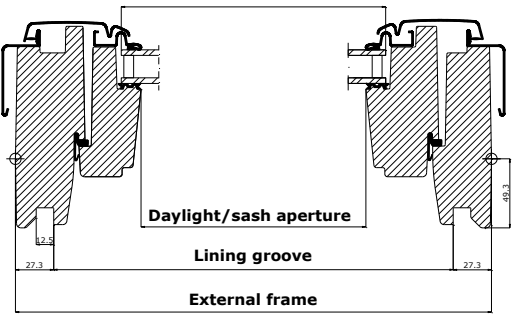
Size	Height (mm)
--04	919
--06	1119
--08	1339

( ) = Effective daylight area, m<sup>2</sup>

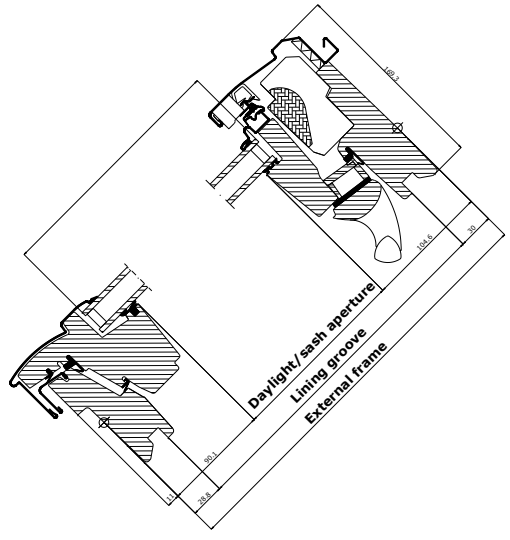


- GGU smoke ventilation window
- is an approved smoke ventilation window
  - can be used in light commercial buildings or in stairwells where a smoke ventilation system is required
  - features both smoke ventilation and comfort ventilation
  - provides same amount of daylight as other VELUX roof windows
  - integrates smoothly in the roof when installed together with other VELUX roof windows

**Width**



**Height**



**Technical values, ventilation area**













	<b>MK04</b>	<b>MK06</b>	<b>MK08</b>	<b>SK06</b>	<b>SK08</b>	<b>UK04</b>	<b>UK08</b>
<b>Geometric area <math>A_v</math>, m<sup>2</sup></b>	0.63	0.77	0.92	1.17	1.40	1.13	1.67
<b>Aerodynamic free area <math>A_a</math>, m<sup>2</sup></b>	0.19	0.29	0.43	0.28	0.44	0.16	0.38

Aerodynamic free area figures are without KFD wind deflector.

**Glazing structure**

	<b>--70</b>
<b>Inner glass pane</b>	2 x 3 mm laminated float with low $\epsilon$ coating
<b>Middle glass pane</b>	-
<b>Outer glass pane</b>	4 mm toughened
<b>Cavity</b>	15 mm
<b>Glass panes</b>	Double
<b>Gas filling</b>	Argon

**Glazing features**

		--70
	<p><b>Heat insulation</b> Low energy glazing provides reduced heat loss through the window and enhanced indoor comfort.</p>	•
	<p><b>Solar gain</b> In the wintertime, the heat from the sun entering through the windows is a usable solar gain.</p>	•••
	<p><b>Solar protection</b> In warm climates and in rooms with large window areas, a sun protective coating provides a better indoor climate during summer periods. Alternatively, exterior sunscreening can be installed.</p>	
	<p><b>Sound insulation</b> A combination of laminated glass and optimal glass thickness provides better sound insulation. Frame/sash construction and gaskets are equally important.</p>	••
	<p><b>Security</b> Thicker laminated inner glass pane designed to increase resistance to manual attack (burglary).</p>	•
	<p><b>Energy balance</b> The energy balance represents the ability of the roof window to utilise the passive solar gain and keep in the heat during winter and its ability to protect against the risk of overheating during summer. Sunscreening products can further improve indoor summer comfort.</p>	✓
	<p><b>Safety</b> Laminated inner glass is designed to hold the fragments together if the glass breaks. We recommend that you consider using glass units with laminated glass on the inside for windows placed above areas where people sleep, play or work.</p>	✓
	<p><b>Outside strength</b> Toughened outer glass pane makes your glazing more resistant to hail, heavy wind and snow loads.</p>	✓
	<p><b>Delayed fading of materials</b> Inner laminated glass protects materials behind the glass against UV radiation and therefore delays fading of the materials.</p>	✓
	<p><b>Rain noise reduction</b> The combination of laminated glass and extra thick glass helps provide a significant, audible reduction of rainfall sound. Frame/sash construction and gaskets are equally important.</p>	
	<p><b>Easy-to-clean</b> The easy-to-clean coating minimises the cleaning frequency of the outer glass pane and gives you a clearer view in case of rain.</p>	
	<p><b>Anti-dew</b> The anti-dew coating significantly reduces the days with dew on the outer glass pane and thus gives you a clear view.</p>	

• Good   •• Better   ••• Best   ✓ Feature included in glazing variant

## Cleaning and maintenance



To clean the outer glass pane from the inside, disengage the chain then manually rotate sash.



VELUX repair and maintenance kits are available

## Exterior covers

Material	NCS standard colour	RAL nearest standard colour
Lacquered aluminium (-0--) grey	S 7500-N	7043
Copper (-1--)	-	-
Titanium zinc (-3--)	-	-


Special colour requests, please contact enquiries@velux.co.uk

## Interior finish

White lacquer	Lacquer, white, NCS standard colour: S 0500-N, nearest RAL standard colour: 9003.
---------------	---

Special colour requests, please contact enquiries@velux.co.uk

## Flashings and installation products



### Flashings:

- ED- for single installation
- EB- for twin installation
- EK- for combi installation

Available for standard and recessed installation

### Installation products:

- Installation set BDX 2000 (incl. BFX)
- Underfelt collar BFX 1000 incl. transverse drainage gutter
- Vapour barrier collar BBX 0000
- Linings LS- (incl. BBX)

## Note

We reserve the right to make technical changes.

For further information on VELUX Smoke vent roof window GGU and other VELUX products, please visit [www.velux.co.uk](http://www.velux.co.uk)