

Product information

VELUX Mini Dormer



Product description

- VELUX Mini Dormer is part of VELUX new product range, Space Makers
- Increases the useable space under the sloped roof and creates a big impact from a boost of natural light
- Comes as single, twin and triple
- Available for profiled roofing materials with kerb flashings EAW
- Available for flat roofing materials with kerb flashing EAS
- Insulated kerb elements
- Delivered as a complete kit, with flashing elements and all other components
- All components made to measure, no manual adaptation

Roof pitch

- Kerb flashings EAS can be installed in roof pitches between 20° and 75°
- Kerb flashing EAW can be installed in roof pitches between 10° and 75°

Materials

- Plywood boards, water resistant, with polyurethane insulation
- Vertical support rafter elements in laminated pinewood
- Underfelt collar BFX in three-layer diffusion open polypropylene, drainage gutter included
- Flashing parts EAS or EAW in lacquered aluminium with foam gasket and flexible apron
- Maintenance-free exterior covers in lacquered aluminium

Downloads

For installation instructions, CAD drawings, 3D BIM objects, 3D GDL objects etc, please visit www.velux.co.uk

Certifications



The VELUX product factories guarantee quality systems implementation process and environmental management systems through appropriate accreditations ISO 9001 and ISO 14001

EUTR In compliance with the EU Timber Regulation (EUTR), EU regulation 995/2010

REACH We are aware of the REACH regulation and acknowledge the obligations. No products are obliged to be registered in accordance to REACH and none of our products contain any Substances of Very High Concern.

Available sizes

	472 mm	550 mm	660 mm	780 mm	942 mm	1140 mm	1340 mm
778 mm							
978 mm				G-- MK04 (0.47)			G-- UK04 (0.91)
1178 mm			G-- FK06 (0.47)	G-- MK06 (0.59)	G-- PK06 (0.75)	G-- SK06 (0.95)	
1398 mm			G-- FK08 (0.58)	G-- MK08 (0.72)	G-- PK08 (0.92)	G-- SK08 (1.16)	G-- UK08 (1.40)
1600 mm				G-- MK10 (0.85)	G-- PK10 (1.07)	G-- SK10 (1.35)	G-- UK10 (1.63)

Lining measurements

Size	Width (mm)
FK--	605
MK--	725
PK--	887
SK--	1085
UK--	1285

Size	Height (mm)
--04	919
--06	1119
--08	1339
--10	1549

() = Effective daylight area, m², for each roof window in the combination.



The VELUX Mini Dormer is the ideal solution for customers looking for the same features as the VELUX Dormer, but in smaller rooms. The kerb lifts the windows out of the roof adding more living space and more daylight.

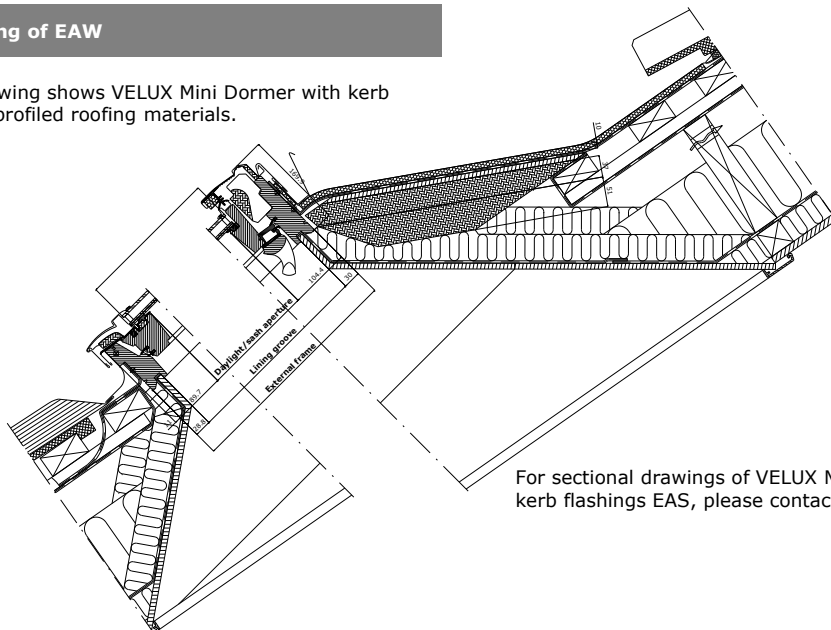
The VELUX Mini Dormer is available with

- 1, 2 or 3 roof windows respectively
- centre-pivot roof windows **or** top-hung roof window
- manually operated **or** VELUX INTEGRA® electric/solar powered roof windows
- white finish **or** clear lacquered pine finish

For more information, see External product information sheet for the individual window types

Sectional drawing of EAW

This sectional drawing shows VELUX Mini Dormer with kerb flashing EAW for profiled roofing materials.



For sectional drawings of VELUX Mini Dormer with kerb flashings EAS, please contact velux.co.uk.

Visible features



Illustrations show VELUX Mini Dormer with kerb flashing EAZ



- 1 Kerb, top element**
- prefabricated kerb element
 - plywood
 - 88 mm polyurethane insulation material



- 2 Kerb, side elements**
- prefabricated kerb element
 - plywood
 - 37 mm polyurethane insulation material



- 3 VELUX flashing system**
- grey lacquered aluminium, copper or titanium zinc
 - all necessary flashing components included




- 4 Underfelt collar BFX**
- diffusion open material with pleated sides
 - drainage gutter included
 - easy and tight connection to underfelt of roof construction

- 5 Drainage gutter**
- hot-galvanized cold-rolled steel
 - included with the underfelt collar

Cleaning and maintenance of windows and flashing



To clean the outer pane from the inside, rotate sash and secure in cleaning position with barrel bolts.



Leaves and other debris should be removed from the flashing once per year to allow rainwater to flow freely.

Exterior covers

Material	NCS standard colour	RAL nearest standard colour
Lacquered aluminium (-0--) grey	S 7500-N	7043
Copper (-1--)	-	-
Titanium zinc (-3--)	-	-

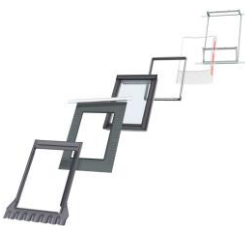
Special colour requests, please contact velux.co.uk.

Interior window finish

Clear lacquer (timber windows)	Impregnation and layers of water-based acrylic lacquer
White paint (timber windows)	Impregnation and layers of water-based acrylic lacquer and paint, NCS standard colour: S 0500-N, nearest RAL standard colour: 9003
White lacquer (polyurethane windows)	Lacquer, white, NCS standard colour: S 0500-N, nearest RAL standard colour: 9003
All standard VELUX roof windows can be used in a VELUX Mini Dormer	

Special colour requests, please contact enquiries@velux.co.uk.

Installation products




- Kerb flashings:**
- EAS for flat roofing materials up to 16 mm (2 x 8 mm)
 - EAW for profiled roofing materials up to 120 mm
- Installation products:**
- Underfelt collar BFX 1000 incl telescopic drainage gutter is included
 - Lining for single installations: LSB/LSC/LSD with additional element LAI
 - Lining for twin/triple installations: lining must be made on site

Blinds and awnings options



- Interior suncreening**
- Blackout blind
 - Roller blind
 - Pleated blind
 - Flying pleated blind
 - Double pleated energy blind
 - Venetian blind
 - Duo blackout blind



- Exterior suncreening**
- Awning blind
 - Roller shutter

••• Available in manual, electric and solar powered versions
 •• Available in manual and electric versions
 • Available in manual version
 The electric and solar powered versions are part of the VELUX INTEGRA® product range.

Note

We reserve the right to make technical changes.
 For more information on VELUX Mini Dormer and other VELUX products, please visit www.velux.co.uk