

GGL Roof Window Pitched Roof

Main features

Available in 5 sizes

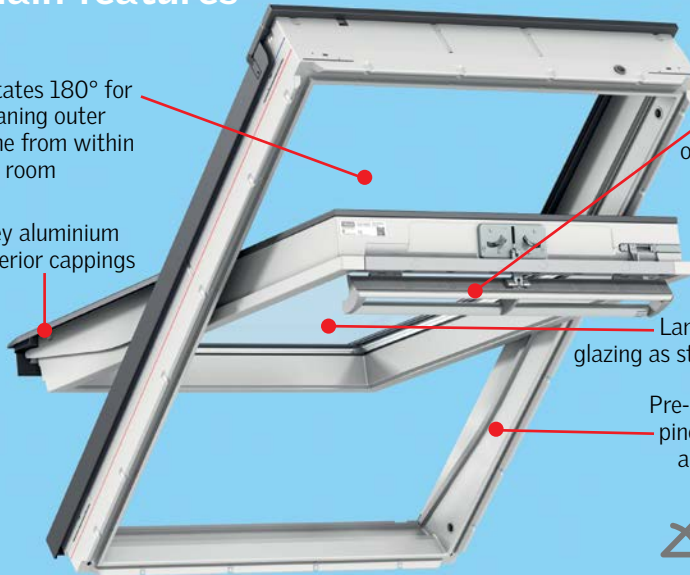
Rotates 180° for cleaning outer pane from within the room

Grey aluminium exterior cappings

Choice of blinds

Laminated glazing as standard

Pre-painted pine frame and sash



Not recommended for out-of-reach situations



VELUX GGL is an openable, centre-pivoting roof window for in-reach applications used to bring natural light and air into attic or loft rooms where ventilation is required.

Operation

The GGL is operated manually. The control bar at the top of the window is clicked open once for limited filtered

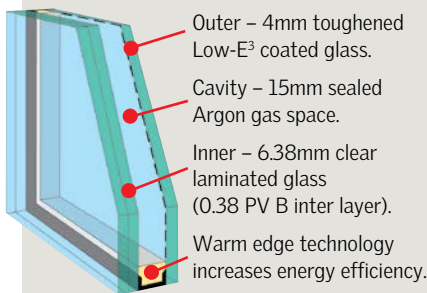
air flow, whilst the window remains closed and watertight. A second click of the control bar opens the sash.

The sash is frictioned to stay in a pivot position to maximise ventilation. The sash can be locked in two positions, either slightly ajar or 180°, in the fully rotated position, allowing the outside pane to be cleaned safely from inside the room.

Laminated Double Glazing as standard

2076

Laminated double glazing



Outer – 4mm toughened Low-E³ coated glass.

Cavity – 15mm sealed Argon gas space.

Inner – 6.38mm clear laminated glass (0.38 PV B inter layer).

Warm edge technology increases energy efficiency.

Benefits:

- Radiant heat block approx 70%
- UV rays block 95%
- Noise reduction factor[‡] 35dB
- Double layer of Low-E³ coating
- 10 year warranty on insulated glass seal

Australian Standard AS1288

Laminated glass must be used for roof windows installed 3m or more above floor level. (Standard with GGL).

10 YEAR WARRANTY
on roof windows, flashings and glazing

3 YEAR WARRANTY
on blinds and accessories

GGL technical performance

Australian Standards

All VELUX Roof Windows are tested and approved to the appropriate Australian Standards.

AS4285 SKYLIGHTS
Cyclonic & Non-Cyclonic

AS1288 OVERHEAD GLAZING
Laminated inner pane

AS3959 BUSHFIRE
Attack Level 40[^]

AS1530.1: BCA BOUNDARY SEPARATION**

Class 1 & Class 10 buildings:
Within 900mm of a boundary wall
Class 2 to Class 9 buildings:
3 metres from a boundary wall^{^^}

VELUX Roof Windows are deemed non-combustible and thereby comply with BCA Fire Separation requirements.

** CSIRO assessment report available on request. VELUX recommends consultation with relevant authority before work commences. Roof Window assessed in closed position.

[^] Bushfire testing applicable to Roof Window in roof pitch 18°-75°. Roof Window only. Custom-made flashing required. Tested in closed position, additional mesh protection may be required for opening apertures (consult local council).

^{^^} Roof Window cannot be closer than 3m unless the boundary is adjoining a road or public place. Consult BCA for further details.

Construction

Frame and sash: Nordic Pine timber. Factory lacquered with top coat of white paint (NCS colour: S 0500-N).

Exterior capping: Grey aluminium.

Glazing type	2076
--------------	------

U-value (W/m ² K) [‡]	
---	--

Complete Roof Window	1.30
Glass only	1.00

Solar Heat Gain Co-efficient [‡]	
---	--

Complete Roof Window	0.31
Glass only	0.30

Visible Light Transmittance [‡]	
--	--

Complete Roof Window	0.64
----------------------	------

Luminous Efficacy (Ke = VT/SHGC)	
----------------------------------	--

Complete Roof Window	2.06
----------------------	------

* For roofs below 15° pitch, roof windows need to be raised to 15° and custom flashed. VELUX can assist with technical advice and drawings. (NB: build-up not recommended in Bushfire areas.)

[‡] Figures calculated according to EN 14351-1:2006 and A2:2016 (window size 1140 x 1400mm).

GGL Roof Window Pitched Roof

Choice of manually operated blinds



Blockout blinds

- Provides blockout from light.
- Colour: White on internal side. Silver coating on external side.
- Materials: Light-tight polyester with heat resistant coating. Aluminium side channels and top cover.
- Reduce light by approx 100%.
- Reduce heat by approx 40%.^
- Easy to fit using VELUX **Pick&Click!**[®] system.




Honeycomb blinds

- Adds a decorative effect.
- Colour: White on both sides.
- Materials: Double layered pleats (polyester) form a 'honeycomb' structure. Inner faces of honeycomb structure have aluminium coating.
- Reduce light by up to 95%.
- Reduce heat by approx 60%.^
- Easy to fit using VELUX **Pick&Click!**[®] system.

Blinds sold separately.

NB: NEW VELUX blinds do not fit GGL/GHL/GPL windows purchased prior to June 2015.

GGL – frame and glazing dimensions

					
New Product/size code (Old code pre June 2015)	▶ CK02 ▶ (C02)	▶ CK04 ▶ (C04)	▶ MK04 ▶ (M04)	▶ MK08 ▶ (M08)	▶ SK06 ▶ (S06)
Overall frame size wxh – mm	550x780	550x980	780x980	780x1400	1140x1180
Internal glass size wxh – mm	371x583	371x783	601x783	601x1203	961x983
Daylight area (M ²)	0.22	0.29	0.47	0.72	0.95
Ventilation area (M ²)	0.26	0.34	0.53	0.81	1.03
2076 laminated glazing as standard	✓	✓	✓	✓	✓
Weight in kg*	23.5	27.4	34.5	46.0	53.8

NB: Opening Restrictors: BCA 2013 Vol 1 & 2 regulations (Prevention of Falls from Windows – Balustrades & Barriers): contact VELUX for information relating to restrictor devices for within-reach opening skylights.

* Weight includes flashing.

^ Based on VELUX internal testing with 3076 model Roof Window.

Choice of flashing

EDW flashing



EDW flashing is used for Roof Windows installed into tiled roofs and low profiled metal roofs (such as corrugated iron and custom orb – not suitable for metal profiles such as Klip-Lok, Trimdek).



EDL flashing



EDL flashing is used for Roof Windows installed into slate or shingle roofs – typically 4-8mm thick. 'L' shaped sections are provided that act as soaker pieces on either side of the Roof Window.



EKW combination flashing



Designed for installing multiple Roof Windows side-by-side or above-below. Roof Windows must be spaced 100mm apart. EKW suitable for same roofs as EDW flashing.



NB: For roofs below 15° pitch, roof windows need to be raised to 15° and custom flashed. VELUX can assist with technical advice and drawings. (NB: build-up not recommended in Bushfire areas.)