



**VELUX®**


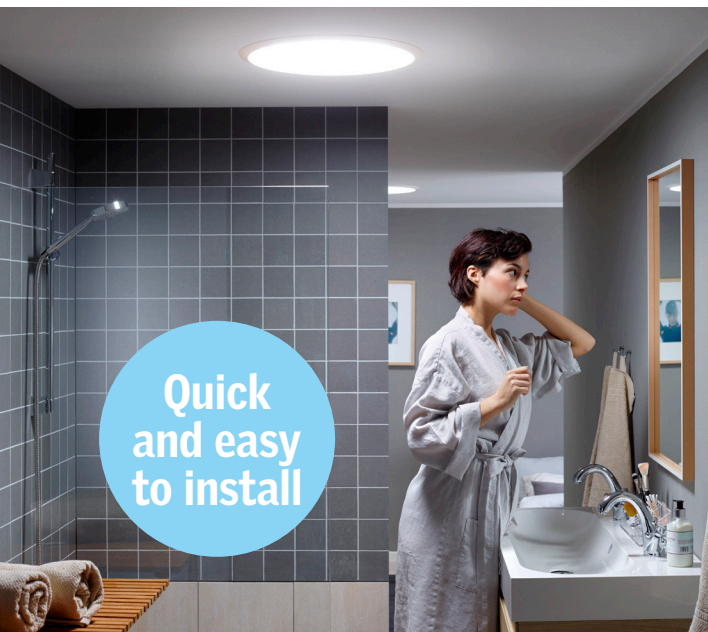
The No Leak Skylight™

# Sun Tunnel™ Skylights

Leading light into any space!


*Bringing light to life™*

No structural changes to the home  
Less Labour = Lower Cost



1. Sunlight is captured on the roof.
  2. Light travels through highly reflective tunnel.
  3. Light is distributed in room.
-

# An Ideal Renovation Project



## Features & benefits

- Ideal for projects where the distance between the roof and ceiling is too long for a traditional skylight.
- Energy kit is designed for the Canadian climate to increase energy efficiency.
- Electric light kit available for use of the Sun Tunnel as a night time light source.
- Accessories available to help customize the way light affects your room.

## Sun Tunnel skylights are perfect for:

- Hallways
- Stairways
- Bathrooms
- Kitchens
- Laundry rooms
- Closets
- Entrance ways

## Available sizes:


10"

14"

22"

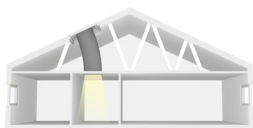
# How to Choose Your Sun Tunnel™ Skylight

## Tunnel type

 <b>Rigid</b>	<b>Flexible</b>
Provide the best light output. It is quick and easy to install. Models: TMR, TGR, TLR & TCR	Recommended for short runs or where large obstacles in the attic occur. Models: TGF & TMF

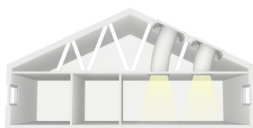
## Step 1: Determine light coverage & model

Roof Exposure	Light Coverage Needed		
	< 150 sq. ft	150-200 sq. ft	200-325 sq. ft
All exposures	TMR 010 TMF 014	TMR 010 TMF 014	TMR 014
South exposures	TGR 010 TGF 014 TLR 014	TGR 010 TLR 014 TGF 014 TGF 022	TGR 014 TGR 022 TCC 022
Flat roof	TCR 014 TCC 022 (up to 400 sq. ft.)		



### Small/square spaces

- If < 150 sq. ft 1 unit required.
- If 200 sq. ft + consider rigid or multiple units.



### Narrow/rectangular spaces

- Consider multiple units.

## Step 2: Sun Tunnel extensions



### ZTR - Rigid tunnel extensions

For longer tunnel runs 2', 4' and 6' tunnel extension pieces are available in 2' increments.

## Step 3: Added energy efficiency



### Energy Kit

Don't forget to add an Energy Kit to ensure optimal performance in the Canadian climate. The Energy kit increases energy efficiency and ensures energy star qualification.





## Why VELUX?

VELUX is the world leader in the manufacturing of skylights, Sun Tunnels and roof windows. Celebrating 75 years of innovation, daylight and fresh air. VELUX is ranked #1 among customers, installers, architects & renovators.

**Trust the brand who first engineered the skylight!**

## Natural Daylight

The VELUX Sun Tunnel Skylight is an ideal solution for bringing natural light into rooms such as hallways, bathrooms, kitchens, and walk-in closets, etc. Any room that would benefit from natural light, but does not require ventilation or a view to the outside. Save on energy bills, and give your home a healthy, more inviting feeling throughout the day.

## Green

Contributing to green building by reducing the need for electricity and using environmentally sound manufacturing processes.

## Codes and Approvals

- NFRC Certified
- Hallmark Certified
- Energy Star® Approved in all Canadian Zones
- Tested to: AAMA/WDMA/CSA 101/ I.S.2/



# VELUX®

*Bringing light to life™*



VELUX  
Installers Program

Call or visit our website to find a  
trained and certified member of the  
**VELUX Installer Program** in your area.

Head Office  
VELUX Canada Inc.  
2740 Sherwood Heights Dr.  
Oakville, ON  
L6J 7V5

Phone: 1 800-888-3589  
Fax: 1 800-898-3589

Western Office  
VELUX Canada Inc.  
#2130-550 Sherling Place  
Port Coquitlam, BC  
V3B 0J6

Web: [velux.ca](http://velux.ca)  
Email: [velux-cdn@velux.com](mailto:velux-cdn@velux.com)



[facebook.com/VELUXCanada](https://facebook.com/VELUXCanada)



[twitter.com/VELUXCanada](https://twitter.com/VELUXCanada)



[instagram.com/VELUXCanada](https://instagram.com/VELUXCanada)