

Product information

Plane glass product ISD ----- 2093 for VELUX flat roof windows CFP/CVP



Product description

- Plane glass product for VELUX flat roof windows CFP and CVP
- Ideal for new VELUX flat roof windows or as replacement for existing domes
- Sleek, elegant design in glass and aluminium
- 4 mm toughened glass pane with silk screen printed rim
- Easy-to-clean coating on glass minimises cleaning frequency and gives a clearer view in case of rain
- Maintenance-free aluminium profiles
- VELUX plane glass product comes with gasket and all necessary screws and brackets

Roof pitch

- Can be installed on VELUX flat roof windows CFP/CVP installed in roof pitches between 5° and 15°

Materials

- Extruded aluminium
- Toughened glass

Downloads

For installation instructions, please visit velux.nn.

Certifications



The VELUX product factories guarantee quality systems implementation process and environmental management systems through appropriate accreditations ISO 9001 and ISO 14001

REACH We are aware of the REACH regulation and acknowledge the obligations. No products are obliged to be registered in accordance to REACH and none of our products contain any Substances of Very High Concern.

Available sizes and daylight areas - for flat roof windows

	600 mm	800 mm	900 mm	1000 mm	1200 mm	1500 mm
600 mm	CFP/CVP 060060 (0.19)					
800 mm		CFP/CVP 080080 (0.40)				
900 mm	CFP/CVP 060090 (0.32)		CFP/CVP 090090 (0.54)			
1000 mm				CFP/CVP 100100 (0.70)		
1200 mm			CFP/CVP 090120 (0.76)		CFP/CVP 120120 (1.07)	
1500 mm				CFP/CVP 100150 (1.11)		

() = Effective daylight area, m²

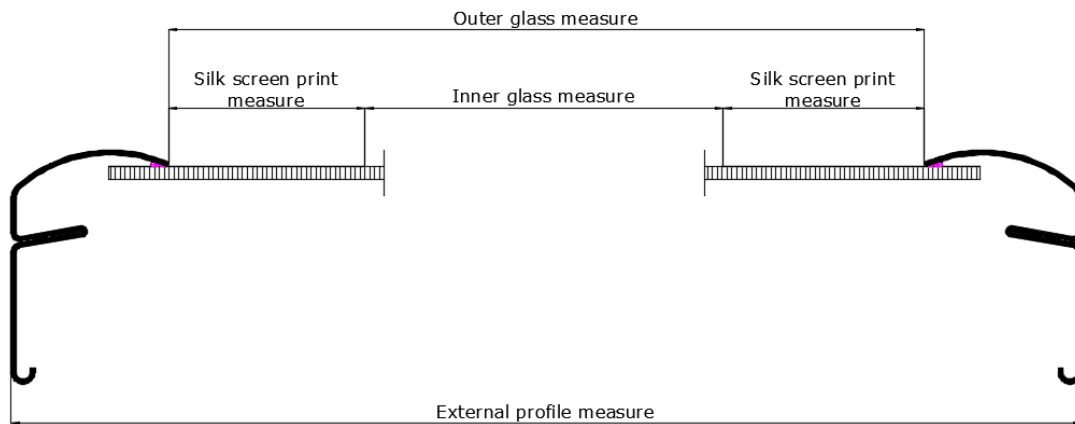


Plane glass product for VELUX flat roof windows CFP/CVP

- can be fitted on new or already installed flat roof windows
- requires that the flat roof window is installed in a roof pitch between 5° and 15°
- does not change the original functionality of the flat roof window
- adds a modern yet elegant look to the building (outside)
- does not change the daylight area or the view from the room - (inside)

The plane glass product is the obvious choice for new buildings with flat roofs.

Cross section



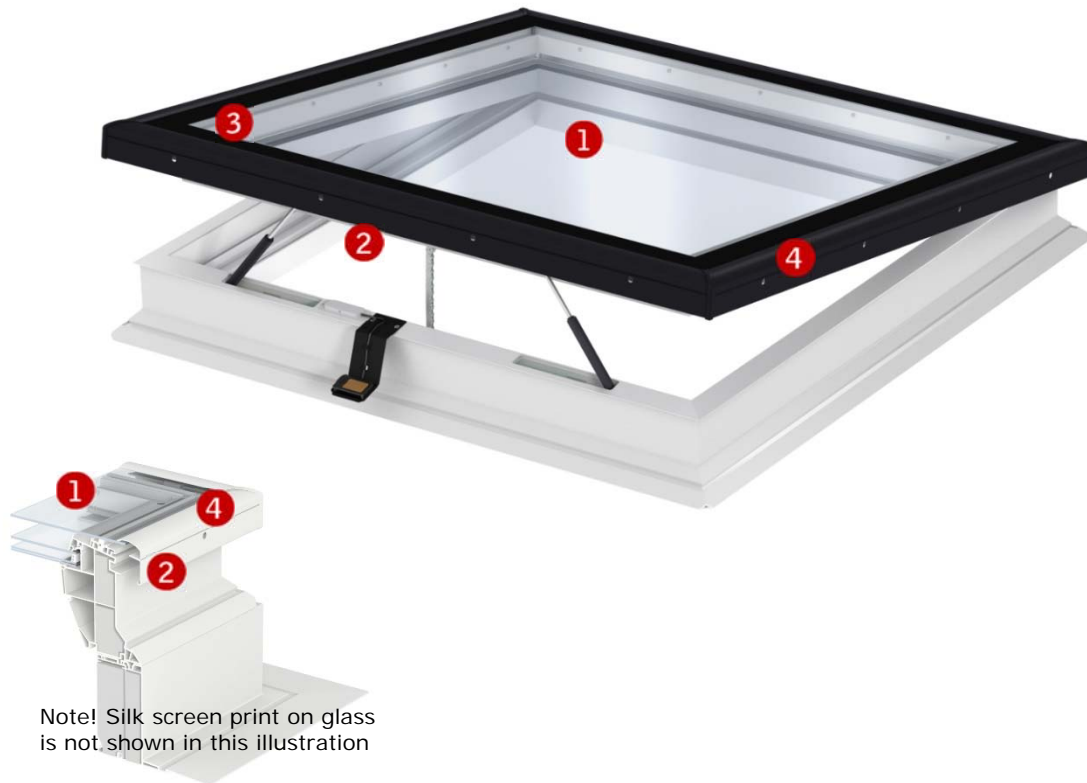
Measurements in mm

Size	External profiles	Silk screen print	Outer glass	Inner glass
060060	773 x 773	123.8	674.8 x 674.8	551 x 551
060090	773 x 1073	123.8	674.8 x 974.8	551 x 851
080080	973 x 973.6	123.8	874.8 x 874.8	751 x 751
090090	1073 x 1073	123.8	974.8 x 974.8	851 x 851
090120	1073 x 1373	123.8	974.8 x 1274.8	851 x 1151
100100	1173 x 1173	123.8	1074.8 x 1074.8	951 x 951
100150	1173 x 1673	123.8	1074.8 x 1574.8	951 x 1451
120120	1373 x 1373	123.8	1274.8 x 1274.8	1151 x 1151

Glazing structure

	--93E
Glass pane	4 mm toughened with coating
Coating	Easy-to-clean

Visible features



Note! Silk screen print on glass is not shown in this illustration

1 Glass pane

- 4 mm toughened glass pane
- provides significant rain noise reduction and excellent sound insulation
- protects the insulating glass unit
- easy-to-clean coating

2 Aluminium sash

- 1.5 mm extruded aluminium profiles
- colour: grey same colour as VELUX roof windows: NCS standard colour: S 7500-N, Nearest RAL standard colour: 7043
- maintenance free

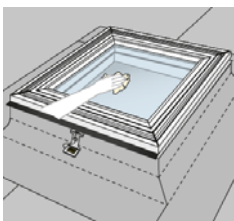
3 Silk screen print

- Silk screen print burned into the glass
- colour: black
- maintenance-free

4 Screw holes for installation

- aluminium profiles are easily fitted with screws
- gasket, screws and brackets for installation are supplied with the products

Cleaning and maintenance



Clean water will normally be sufficient for cleaning the plane glass product. Ordinary, non-abrasive household cleaners can also be used.

To clean the outer pane of the insulating glass unit, remove the plane glass product from the flat roof window.

Note

We reserve the right to make technical changes.

For more information on plane glass product for VELUX flat roof windows CFP/CVP and other VELUX products, please visit velux.nn.