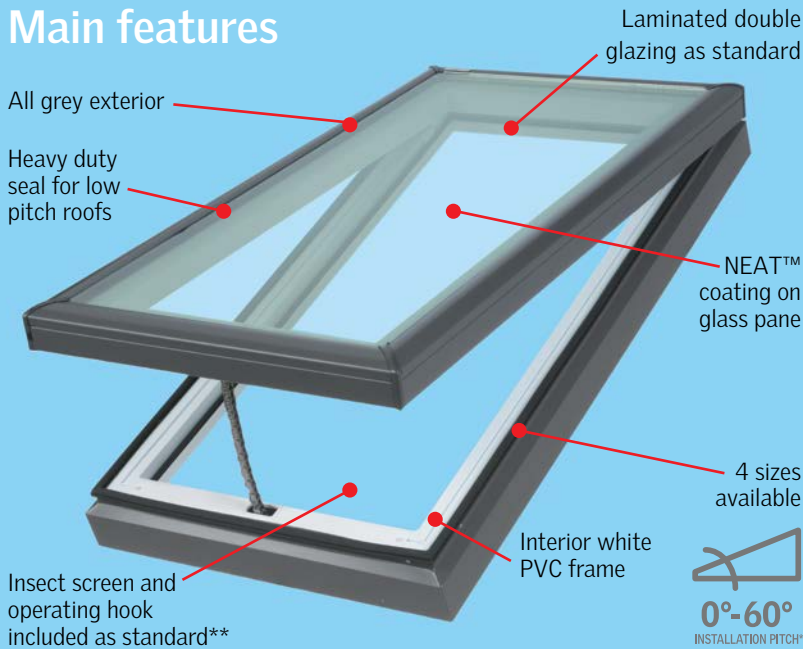


VCM Manual Skylight Flat/low-pitch

Main features



Construction

White PVC frame and sash components with extruded gaskets. White framed insect screen included as standard.

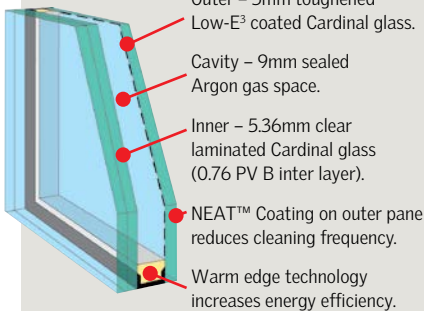
Aluminium external capping finished in a smooth grey colour, similar to 'COLORSTEEL® Grey Friars'.

Curb mounted VCM needs a custom flashing made by roofer.†

Operation

VCM Skylights are manually operated. The VCM has a hook included which requires a rod control to wind the hook and open the sash, or for applications within reach, a winder handle can be used.**

High Performance Double Glazing as standard



Benefits and features:

- Radiant heat block: Complete window **approx 76%**
- Harmful UV rays block **approx 99%**
- Noise reduction factor **32 decibels***
- WERS rating **5 stars**
- Low-E³ coating.
- 10 year warranty on insulated glass seal.
- Reduced cleaning frequency.

NEAT™ Photocatalytic Coating

- Silicone Dioxide/Titanium Dioxide coating reacts with the sun's UV rays to decompose surface organic dirt before rinsing away with the next shower of rain, thereby reducing cleaning frequency.
- The coating also makes the glass surface smoother, so water disperses evenly, sheets off, and evaporates quickly; thereby minimising water spotting on the pane.

* Recommend 3°-5° pitch to help prevent water 'ponding' on the glass.

10 YEAR WARRANTY
on skylights,
and glazing

1 YEAR WARRANTY
on blinds
and accessories

VCM technical performance

New Zealand Standards

VCM Skylights are tested and appraised to the appropriate New Zealand Standards.

New Zealand Standard NZS4223

Hailstone Test

VELUX Simulated Tests^ ASTM E822-2009.

^ ASTM E822-2009 standard practice for determining resistance of Solar Collector Covers to Hail impact with propelled ice balls.

Energy rating

VCM Skylights have been energy rated in accordance with the Skylight Energy Rating Scheme (WERS).

★ ★ ★ ★ ★ **Maximum 5 stars Summer Ratings**

4.5 out of 5 stars for Winter Rating.
4.5 out of 5 stars for Cool Daylight in Summer.



BRANZ Appraised
Appraisal No.958 [2017]

WORLD-CLASS QUALITY



LOAD TESTED
(NZBC Clause B1)



DURABILITY
(NZBC Clause B2)



WEATHERTIGHTNESS
(NZBC Clause E2)



SAFETY GLAZING
(NZBC Clause F2)



ENERGY EFFICIENCY
(NZBC Clause H1)



VENTILATION
(NZBC Clause G4)



NATURAL LIGHT
(NZBC Clause G7)

NB: BRANZ appraised scope does not cover custom flashing.

Glazing type	04
--------------	----

R-value†	
Complete skylight	0.40

Solar Heat Gain Co-efficient‡	
Complete skylight	0.24

Visible Light Transmittance	
Complete skylight	0.55

Luminous Efficacy (Ke = VT/SHGC)	
Complete skylight	2.29

‡ R-value (m² K/W) and SHGC data based on NFRC simulations at 90° installation pitch (VCM nominal skylight size 1200mm x 1200mm).


† See preparation guide overleaf.

#Based on STC value tested to ISO/IEC 17025:2005.

** Winder handle and extension rods to be purchased separately. Details overleaf.

VCM Manual Skylight Flat/low-pitch

Solar-Powered Blackout Blind (DSC)



- Provides blackout from light.
- Colour: White on internal side. Silver coating on external side.
- Materials: Light-tight polyester with heat resistant coating. Aluminium side channels and top cover.
- Reduce light by approx 100%.
- Increased thermal efficiency.

Solar

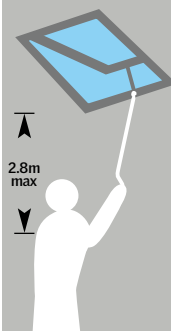
- Uses the sun's energy to power the built-in motor.
- Operated by wireless wall-mounted keypad (provided).

Now even easier to fit using VELUX **Pick & Click!**^{®1} system.

Blinds sold separately.

Control options

Out-of-reach



ZCT 300 extension rod

Telescopic rod control (145cm in length, extendable up to 285cm)

Attaches to operating hook for simple winding action to open and close.

Within reach situations



ZZZ 212 winder handle

Replaces operating hook for simple winding action to open and close.

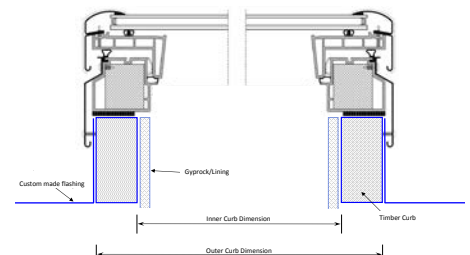
Opening Restrictions

Building regulations may require the use of a restrictor device: contact VELUX for information relating to restrictor devices for within-reach opening skylights.

Important considerations

- VELUX VCM Skylights can be used for low sloping roofs. The low profile external covering and glazing seal prevents water infiltration even at 0°. To prevent water 'ponding' on the glass a slight pitch (e.g. 3°–5°) is recommended.
- VCM is a curb mounted skylight and requires a custom made flashing to be made by roofer. See below for curb dimensions. (No VELUX proprietary flashing available).

Preparation guide for custom-made flashing



Timber used in construction of curb must not exceed 35mm to avoid interference with skylight operation and glass areas.

VCM – frame and glazing dimensions – technical details

High Performance Double Glazing as standard

Product/size code ▶	2222	2246	3030	4646
External frame dimensions wxh (mm)	692x692	692x1302	895x895	1302x1302
Outer curb dimensions wxh (mm)	648x648	648x1257	851x851	1257x1257
Inner curb dimensions wxh (mm)	572x572	572x1181	775x775	1181x1181
Daylight area (m ²)	0.26	0.55	0.49	1.22
Ventilation area (m ²)	0.29	0.48	0.42	0.66
Weight in kg*	19.9	32.3	29.2	55.1

Skylights can only be installed as per orientation depicted above.
* Weight does not include flashing.