

Original VELUX smoke-ventilation roof window

GGL / GGU smoke ventilation



Get more
daylight
Get more
comfort
Use less
energy

Complete smoke-ventilation system in compliance with European EN norms

- Appears as standard VELUX roof windows in the roof (without wind deflector)
- Available with double or triple glazing
- Comfort ventilation possible at the touch of a button. Rain sensor available.
- Complete control system for single or groups of windows

Smoke-ventilation roof window










15°-90°
(15°-60°)



Window type:	Product code:	Explanation:	EN certified:
GGL	---- 306640	Wood with triple glazing	EN 12101-2
GGL	---- 307340	Wood with double glazing	EN 12101-2
GGU	---- 006640	Polyurethane with triple glazing	EN 12101-2
GGU	---- 007340	Polyurethane with double glazing	EN 12101-2
GGL including wind deflector	---- SD00402	Wood with triple glazing	EN 12101-2
GGL including wind deflector	---- SD00403	Wood with double glazing	EN 12101-2
GGU including wind deflector	---- SD00402	Polyurethane with triple glazing	EN 12101-2
GGU including wind deflector	---- SD00403	Polyurethane with double glazing	EN 12101-2








Control systems for smoke ventilation

Control system	Control unit	Control unit	Break-glass point	Comfort switch	Smoke detector	Rain sensor
						
KFX 210	KFC 210	KFC 220	KFK 100	KFK 200	KFA 100	KLA 200
<p>Complete control system for up to 4 GGL/GGU smoke-ventilation roof window or 1 CSP flat-roof smoke ventilation window.</p> <p>Includes: KFC 210 KFK 100 KFA 100</p>	<ul style="list-style-type: none"> • 10 amp. • Controls up to 4 GGL/GGU smoke-ventilation roof windows or 1 CSP flat-roof smoke ventilation window. • Dimensions: W x H x D 398 x 393 x 127 mm 	<ul style="list-style-type: none"> • 2 x 10 amp. • Controls up to 8 GGL/GGU smoke-ventilation windows or 2 CSP flat-roof smoke ventilation windows. • Dimensions: W x H x D 398 x 393 x 127 mm 	<ul style="list-style-type: none"> • Break-glass point for activating smoke ventilation function. 	<ul style="list-style-type: none"> • Wall switch enabling natural ventilation for daily comfort. 	<ul style="list-style-type: none"> • Smoke detector for early fire detection. 	<ul style="list-style-type: none"> • Closes window in comfort ventilation mode in case of rain. • Delivered with 75 cm cable without connector.

Classification in accordance with the parameters of European EN 12101-2

Specifications	VELUX smoke ventilation window
Reliability (Re)	Re 1000+10000
Snow load (SL)	SL 1000
Low Temperature (T)	T (-15)
Wind load (WL)	WL 3000
Heat Exposure (B)	B 300

Size grid

MK04	MK06	MK08	SK06	SK08	UK04	UK08
						
78 x 98	78 x 118	78 x 140	114 x 118	114 x 140	134 x 98	134 x 140

Geometrical opening area A_v in m²

0.63	0.76	0.91	1.17	1.38	1.14	1.65
------	------	------	------	------	------	------

Aerodynamic area A_a in m² with wind deflector

0.33	0.43	0.55	0.55	0.70	0.51	0.73
------	------	------	------	------	------	------

Aerodynamic area A_a in m² without wind deflector

0.19	0.29	0.43	0.28	0.44	0.16	0.38
------	------	------	------	------	------	------

For more information, visit www.velux.nn
We reserve the right to change technical specifications



Original



Fast & easy to install



Perfect fit



Weather proof



Warranty



Certification

VELUX[®]

Contact:
VELUX Denmark A/S
Breltevej 16
2970 Hørsholm
Support: 2323 4545