

Product information

Vertical window element VIU



Product description

- High quality moulded polyurethane with white lacquer finish
- Fixed window element (non-opening)
- For installation in the wall below a VELUX roof window
- Maintenance-free interior surface
- Maintenance-free exterior covers

Roof pitch

- For vertical installation below a VELUX roof window installed in a roof pitch between 15° and 55°

Materials

- Polyurethane around a timber core
- Glass, toughened outer glass / laminated inner glass
- Lacquered aluminium, copper or zinc
- VELUX ThermoTechnology™ insulation

Downloads

For installation instructions, CAD drawings, 3D BIM objects, 3D GDL objects etc, please visit www.velux.co.uk

Certifications



The VELUX product factories guarantee quality systems implementation process and environmental management systems through appropriate accreditations ISO 9001 and ISO 14001

EUTR In compliance with the EU Timber Regulation (EUTR), EU regulation 995/2010

REACH We are aware of the REACH regulation and acknowledge the obligations. No products are obliged to be registered in accordance to REACH and none of our products contain any Substances of Very High Concern.

Available sizes and daylight area

	472 mm	550 mm	660 mm	780 mm	942 mm	1140 mm	1340 mm
600 mm				VIU MK31 (0.23)	VIU PK31 (0.29)	VIU SK31 (0.36)	VIU UK31 (0.44)
954 mm				VIU MK35 (0.44)	VIU PK35 (0.56)	VIU SK35 (0.70)	VIU UK35 (0.85)
1154 mm				VIU MK36 (0.56)	VIU PK36 (0.71)	VIU SK36 (0.90)	VIU UK36 (1.08)
1374 mm				VIU MK38 (0.69)	VIU PK38 (0.88)	VIU SK38 (1.11)	VIU UK38 (1.34)

() = Effective daylight area, m²

Lining measurements

Size	Width (mm)
MK--	725
PK--	887
SK--	1085
UK--	1285

Size	Height (mm)
--31	561
--35	912
--36	1115
--38	1335



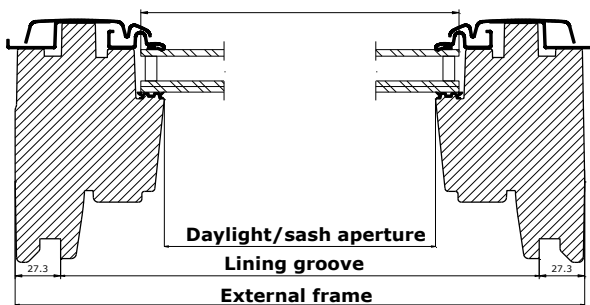
Vertical window element VIU

- is installed vertically - directly below a VELUX roof window
- is a fixed window element (non-opening)
- features insulating glass unit with safety glass

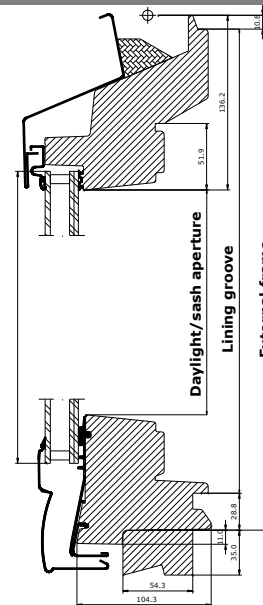
Combining a roof window and a vertical window element ensures

- even more daylight
- a great view – when standing and when seated

Width



Height



Technical values

	--70	--60	--66
U_w [W/m²K]	1.3	1.3	1.0
U_g [W/m²K]	1.0	1.0	0.5
R_w [dB]	35	37	37
g []	0.46	0.30	0.52
τ_v []	0.68	0.62	0.71
τ_{UV} []	0.05	0.05	0.05
Air permeability [class]	4	4	4

Thermal improvements such as lower U-value (U_w) and lower linear heat loss coefficient (φ) can, for some variants, be obtained with frame insulation collar and/or recessed installation.

Glazing structure

	--70	--60	--66
Inner glass pane	2 x 3 mm laminated float with low ε coating	2 x 3 mm laminated float with low ε coating	2 x 3 mm laminated float with low ε coating
Middle glass pane		-	3 mm heat strengthened float with low ε coating
Outer glass pane	4 mm toughened	6 mm toughened with coatings	4 mm toughened with coatings
Cavity	15 mm	15 mm	2 x 12 mm
Glass panes	Double	Double	Triple
Gas filling	Argon	Argon	Krypton

Glazing features

		--70	--60	--66
	Heat insulation Low energy glazing provides reduced heat loss through the window and enhanced indoor comfort.	•	••	•••
	Solar gain In the wintertime, the heat from the sun entering through the windows is a usable solar gain.	•••	•	••
	Solar protection In warm climates and in rooms with large window areas, a sun protective coating provides a better indoor climate during summer periods. Alternatively, exterior sunscreening can be installed.		•••	
	Sound insulation A combination of laminated glass and optimal glass thickness provides better sound insulation. Frame/sash construction and gaskets are equally important.	••	•••	•••
	Security Thicker laminated inner glass pane designed to increase resistance to manual attack (burglary).	•	•	•
	Energy balance The energy balance represents the ability of the roof window to utilise the passive solar gain and keep in the heat during winter and its ability to protect against the risk of overheating during summer. Sunscreening products can further improve indoor summer comfort.	✓	✓	✓
	Safety Laminated inner glass is designed to hold the fragments together if the glass breaks. We recommend that you consider using glass units with laminated glass on the inside for windows placed above areas where people sleep, play or work.	✓	✓	✓
	Outside strength Toughened outer glass pane makes your glazing more resistant to hail, heavy wind and snow loads.	✓	✓	✓
	Delayed fading of materials Inner laminated glass protects materials behind the glass against UV radiation and therefore delays fading of the materials.	✓	✓	✓
	Rain noise reduction The combination of laminated glass and extra thick glass helps provide a significant, audible reduction of rainfall sound. Frame/sash construction and gaskets are equally important.		✓	✓
	Easy-to-clean The easy-to-clean coating minimises the cleaning frequency of the outer glass pane and gives you a clearer view in case of rain.		✓	✓
	Anti-dew The anti-dew coating significantly reduces the days with dew on the outer glass pane and thus gives you a clear view.			✓

• Good •• Better ••• Best ✓ Feature included in glazing variant

Visible features



- 1 Data plate**
- window type, size and variant code
 - CE marking
 - production code
 - QR code

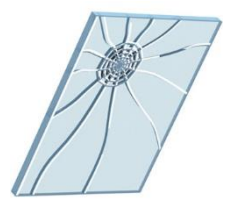


- 2 Covers**
- lacquered aluminium



Pick&Click!™

- 3 Brackets for accessories**
- plastic
 - colour: white



- 4 Laminated glass**
- Laminated inner glass on all variants for personal safety



ThermoTechnology™

- 5 Excellent insulation**
- thermally modified timber

Cleaning and maintenance



To clean the outer glass of the vertical window element from the inside, open the roof window above



VELUX repair and maintenance kits are available.

Exterior covers

Material	NCS standard colour	RAL nearest standard colour
Lacquered aluminium (-0--) grey	S 7500-N	7043
Copper (-1--)	-	-
Titanium zinc (-3--)	-	-

Special colour requests, please contact enquiries@velux.co.uk

Interior finish

White lacquer	Lacquer, white, NCS standard colour: S 0500-N, nearest RAL standard colour: 9003.
----------------------	-----------------------------------------------------------------------------------------


Special colour requests, please contact enquiries@velux.co.uk

Blinds, awnings and shutters



Interior suncreening

- Blackout blind ●●
- Roller blind ●●
- Flying pleated blind ●
- Double pleated energy blind ●
- Venetian blind ●
- Duo blackout blind ●



Exterior suncreening


- Awning blind ●

●● Available in manual and mains powered versions

● Available in manual version

The mains and solar powered versions are part of the VELUX INTEGRA® product range.

Flashings and installation products



Flashings for the complete installation:

- EF- for single installation
- EF- for twin installation
- EF- for combi installation

Available for standard and recessed installation

Installation products for the roof window above VIU:

- Installation set BDX 20-- (incl BFX)
- Underfelt collar BFX 10-- including transverse drainage gutter
- Vapour barrier collar BBX 0000

Linings for the complete installation:

- Linings LS- + LVI (incl BBX)

Note

We reserve the right to make technical changes.

For more information on vertical window element VIU and other VELUX products, please visit www.velux.co.uk