

Product information

Top-hung roof window GPL



Product description

- High quality natural pinewood coated with impregnation and layers of water-based acrylic clear lacquer or white paint
- The sash can remain open in any position up to an angle of 45°
- Bottom handle for convenient operation
- Ventilation flap and integrated dust and insect filter
- Maintenance-free exterior covers

Roof pitch

- Can be installed in roof pitches between 15° and 55°
- Installation in roof pitches from 55° up to 75° is possible, but specially manufactured springs must be ordered

Materials

- Laminated pinewood
- Glass
- Lacquered aluminium
- VELUX ThermoTechnology™ insulation

Downloads

For installation instructions, CAD drawings, 3D BIM objects, 3D GDL objects, SketchUp objects, please visit www.velux.co.uk

Certifications



The VELUX product factories guarantee quality systems implementation process and environmental management systems through appropriate accreditations ISO 9001 and ISO 14001

EUTR In compliance with the EU Timber Regulation (EUTR), EU regulation 995/2010

REACH We are aware of the REACH regulation and acknowledge the obligations. No products are obliged to be registered in accordance to REACH and none of our products contain any Substances of Very High Concern.

Available sizes and daylight area

	472 mm	550 mm	660 mm	780 mm	942 mm	1140 mm	1340 mm
778 mm							
978 mm		GPL CK04 (0.29)		GPL MK04 (0.47)	GPL PK04 (0.60)		GPL UK04 (0.91)
1178 mm		GPL CK06 (0.37)	GPL FK06 (0.47)	GPL MK06 (0.59)	GPL PK06 (0.75)	GPL SK06 (0.95)	
1398 mm			GPL FK08 (0.58)	GPL MK08 (0.72)	GPL PK08 (0.92)	GPL SK08 (1.16)	GPL UK08 (1.40)
1600 mm				GPL MK10 (0.85)	GPL PK10 (1.07)	GPL SK10 (1.35)	

Lining measurements

Size	Width (mm)
CK--	495
FK--	605
MK--	725
PK--	887
SK--	1085
UK--	1285

Size	Height (mm)
--04	919
--06	1119
--08	1339
--10	1549

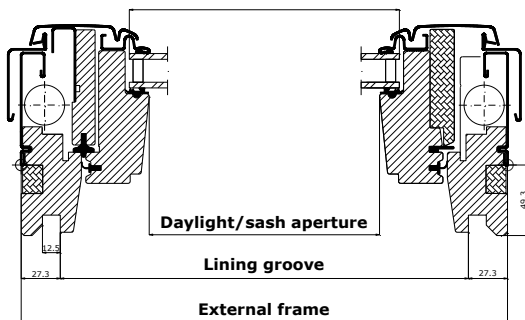
() = Effective daylight area, m²



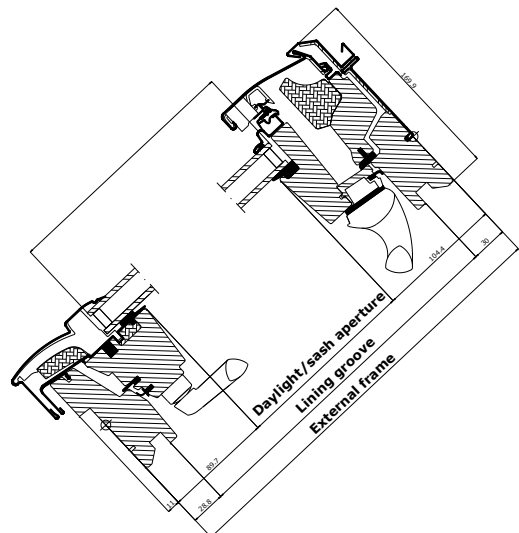
A top-hung roof window is ideal if you have to, or wish to, place your window in a high position, for instance in connection with a high knee wall.

For an unobstructed panoramic view, the window opens outwards on its top hinges to an angle of 45°.

Width



Height



Technical values

	--70	--60	--66
U_w [W/m²K]	1.3	1.3	1.0
U_g [W/m²K]	1.0	1.0	0.5
R_w [dB]	35	37	37
g []	0.46	0.30	0.51
τ_v []	0.68	0.62	0.71
τ_{UV} []	0.05	0.05	0.05
Air permeability [class]	4	4	4

Thermal improvements such as lower U-value (U_w) and lower linear heat loss coefficient (φ) can, for some variants, be obtained with frame insulation collar and/or recessed installation.

Glazing structure

	--70	--60	--66
Inner glass pane	2 x 3 mm laminated float with low ε coating	2 x 3 mm laminated float with low ε coating	2 x 3 mm laminated float with low ε coating
Middle glass pane	-	-	3 mm heat strengthened float with low ε coating
Outer glass pane	4 mm toughened	6 mm toughened with coatings	4 mm toughened with coatings
Cavity	15 mm	15 mm	2 x 12 mm
Glass panes	Double	Double	Triple
Gas filling	Argon	Argon	Krypton

Glazing features

		--70	--60	--66
	Heat insulation Low energy glazing provides reduced heat loss through the window and enhanced indoor comfort.	•	••	•••
	Solar gain In the wintertime, the heat from the sun entering through the windows is a usable solar gain.	•••	•	••
	Solar protection In warm climates and in rooms with large window areas, a sun protective coating provides a better indoor climate during summer periods. Alternatively, exterior sunscreening can be installed.		•••	
	Sound insulation A combination of laminated glass and optimal glass thickness provides better sound insulation. Frame/sash construction and gaskets are equally important.	••	•••	•••
	Security Thicker laminated inner glass pane designed to increase resistance to manual attack (burglary).	•	•	•
	Energy balance The energy balance represents the ability of the roof window to utilise the passive solar gain and keep in the heat during winter and its ability to protect against the risk of overheating during summer. Sunscreening products can further improve indoor summer comfort.	✓	✓	✓
	Safety Laminated inner glass is designed to hold the fragments together if the glass breaks. We recommend that you consider using glass units with laminated glass on the inside for windows placed above areas where people sleep, play or work.	✓	✓	✓
	Outside strength Toughened outer glass pane makes your glazing more resistant to hail, heavy wind and snow loads.	✓	✓	✓
	Delayed fading of materials Inner laminated glass protects materials behind the glass against UV radiation and therefore delays fading of the materials.	✓	✓	✓
	Rain noise reduction The combination of laminated glass and extra thick glass helps provide a significant, audible reduction of rainfall sound. Frame/sash construction and gaskets are equally important.		✓	✓
	Easy-to-clean The easy-to-clean coating minimises the cleaning frequency of the outer glass pane and gives you a clearer view in case of rain.		✓	✓
	Anti-dew The anti-dew coating significantly reduces the days with dew on the outer glass pane and thus gives you a clear view.			✓

• Good •• Better ••• Best ✓ Feature included in glazing variant

Technical values, ventilation through ventilation flap

Property	Windows with double glazing					
	Width					
	CK--	FK--	MK--	PK--	SK--	UK--
Air flow characteristics [l/s]	1.9	2.3	2.8	3.4	4.1	4.8
Air flow exponent [-]	0.53	0.53	0.53	0.53	0.53	0.53
Ventilation capacity at 4 Pa [l/s]	4.0	4.8	5.8	7.1	8.5	10.0
Ventilation capacity at 8 Pa [l/s]	5.7	6.9	8.4	10.2	12.3	14.5
Ventilation capacity at 10 Pa [l/s]	6.4	7.8	9.5	11.5	13.9	16.3
Ventilation capacity at 20 Pa [l/s]	9.3	11.3	13.7	16.6	20.1	23.5
Equivalent area through ventilation flap [mm ²]	2600	3100	3700	4600	5600	6600
Geometrical free area [mm ²]	2800	3700	4500	6100	7200	10600

Property	Windows with triple glazing					
	Width					
	CK--	FK--	MK--	PK--	SK--	UK--
Air flow characteristics [l/s]	1.2	1.3	1.5	1.7	2.1	2.4
Air flow exponent [-]	0.63	0.63	0.63	0.63	0.63	0.63
Ventilation capacity at 4 Pa [l/s]	2.8	3.1	3.5	4.1	4.9	5.7
Ventilation capacity at 8 Pa [l/s]	4.3	4.8	5.4	6.3	7.6	8.9
Ventilation capacity at 10 Pa [l/s]	4.9	5.5	6.2	7.3	8.2	10.2
Ventilation capacity at 20 Pa [l/s]	5.5	6.2	6.9	8.1	9.8	11.5
Equivalent area through ventilation flap [mm ²]	2000	2200	2500	2900	3500	4100
Geometrical free area [mm ²]	2800	3700	4500	6100	7200	10600

Visible features



1 Lock casing

- electro-galvanised steel
- colour: "silver"



2 Data plate

- window type, size and variant code
- CE marking
- production code
- QR code



3 Click-on covers

- lacquered aluminium



4 Control bar

- anodised aluminium



ThermoTechnology™


5 Excellent insulation

- expanded polystyrene
- colour: grey charcoal



6 Barrel bolts

- plastic
- colour: grey
- steel
- colour: "silver"




7 Hinges with friction

- electro-galvanised steel
- colour: "silver"



8 Barrel bolt bushings

- plastic
- colour: grey



9 Bottom handle

- anodised aluminium

Cleaning and maintenance



To clean the outer pane from the inside, rotate sash and secure in cleaning position with barrel bolts.



VELUX repair and maintenance kits are available.

Exterior covers

Material	NCS standard colour	RAL nearest standard colour
Lacquered aluminium (-0--) grey	S 7500-N	7043
Lacquered aluminium (-5--) black	S 9000-N	9005
Copper (-1--)	-	-
Titanium zinc (-3--)	-	-


Special colour requests, please contact enquiries@velux.co.uk

Interior finish

Clear lacquer	Impregnation and layers of water-based acrylic lacquer
White paint	Impregnation and layers of water-based acrylic lacquer and paint, NCS standard colour: S 0500-N, nearest RAL standard colour: 9003.

Special colour requests, please contact enquiries@velux.co.uk

Flashings and installation products



Flashings:

- ED- for single installation
- EB- for twin installation
- EK- for combi installation

Available for standard and recessed installation

Installation products:

- Installation set BDX 2000 (incl BFX)
- Underfelt collar BFX 1000 incl transverse drainage gutter
- Vapour barrier collar BBX 0000
- Linings LS- (incl BBX)
- Kit for lining LSG 1000 (incl BBX)

Note

We reserve the right to make technical changes.

For more information on roof window GPL and other VELUX products, please visit www.velux.co.uk

Blinds, awnings and shutters



Interior sun screening

- Blackout blind
- Roller blind
- Pleated blind
- Flying pleated blind
- Double pleated energy blind
- Venetian blind
- Duo blackout blind



Exterior sun screening

- Awning blind
- Roller shutter



Additional accessories

- Insect roller screen

- Available in manual and mains/solar powered versions
- Available in manual and mains powered versions
- Available in manual version

The mains and solar powered versions are part of the VELUX INTEGRA® product range.