

Dealer Extranet 3 Account Information Guide



Contents:

Account Information Overview	<u>3 – 4</u>
Upload Logo for Client Quotes	<u>5</u>
Search/View Invoices	<u>6 – 7</u>
Sub Users - Creating	<u>8 – 9</u>
Sub Users – Editing	<u>10</u>
Super Dealers	<u>11</u>

Account information

To access your Account Information, click on **Account Info** at the top left of the screen.

Return to the "home page" at any time by clicking on the logo.

The screenshot shows the top navigation bar of the VELUX Dealer Extranet. It includes a blue header with the text "Logged in as" on the left, "Administration" in the center, and "Account Info" (highlighted with a red box) and "Log out" on the right. Below the header is a navigation menu with categories: WINDOWS, FLASHING, BLINDS, SUN TUNNEL, FLAT ROOF, SMOKE VENTS, INSTALLATION, ACCESSORIES, and a blue "Menu" button. The main content area is divided into three columns: "Your Account" (with links for Orders, Invoices, Account Info, Quotes, and Client Quotes), "Tools" (with links for Quick Order, Upload Order, Client Quote Tool, and Favourites), and "Contact & Support" (with phone and email contact information). A search bar with the placeholder "Prod. name, Model no." and a red "Search" button is located in the top right. A shopping basket icon with a red "0" and the text "Go to basket >" is also present.

Account information

Search and view your Orders, Invoices, Quotes from VELUX and Quotes for Clients

View your favourites

Your-Account

Orders | Invoices | Quotes from VELUX | Quotes for clients

Account Info | Favourites

Your Information:

Name:
Phone:
Company Name:
E-mail:
Customer number

[Change password](#)

Change Branch Address

Search for address:
e.g street, city...


VELUX, Willsborough Cluster, CO DUBLIN Dublin

[I want to add a new permanent delivery address.](#)

Upload Logo

Logo is used in Quotes for clients

[Choose image file...](#)



Upload your company logo for Client Quotes

View the details we have on file for you

Change your password

Request additional permanent delivery address(es) to be added. This is useful for warehouses and deliveries to port for merchants based on Islands.

Upload Logo for Client Quotes

It is now possible to create quotations for you clients and personalize them to show your company logo and contact details, as well as the clients discount and any shipping charges which may apply.


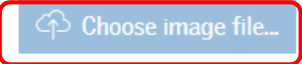
To add a logo to your quotes for clients, click into the Account Info section at the top left of the screen



Click on Choose image file...

Upload Logo

Logo is used in Quotes for clients



Select the file containing your company logo on your computer and click Open. Your logo should now appear in the box on the screen.

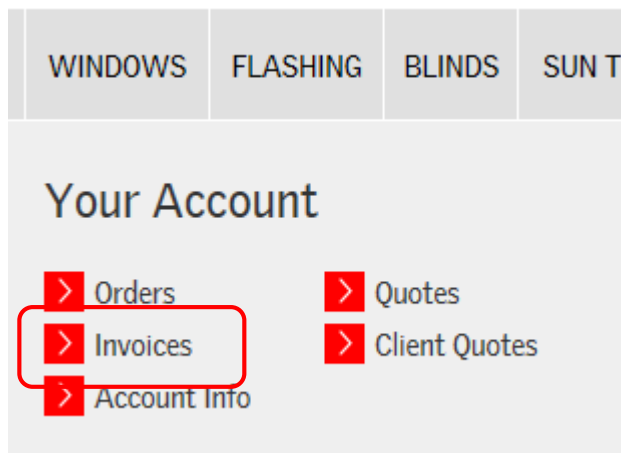
Upload Logo

Logo is used in Quotes for clients

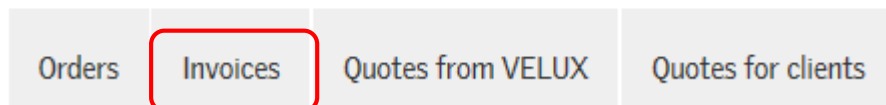


Search/View Invoices

If need to search for in invoice, click on **Invoices** in the Your Account section which can be found either on the **Home Page** or in the **Account Info** screen.



Your Account



You will not be able to view invoices which are sent to a third party such as a buying group (NMBS etc.)

Search/View Invoices

You can search by invoice no. or select a date range to view.

Once you locate the invoice you want, click on the Invoice Number to view it.

Orders	Invoices	Quotes from VELUX	Quotes for clients
--------	-----------------	-------------------	--------------------

Find invoice

Search for:	Start date	End date
<input type="text" value="Invoice number"/>	<input type="text" value="14/08/2015"/>	<input type="text" value="12/11/2015"/>
<input type="button" value="Search"/>	<input type="button" value="31"/>	<input type="button" value="31"/>

Sub Users - Creating

If other members of staff also need to use DE3, then anyone with a Dealer account can set up Sub Users.

Sub Users can have as much or as little access as you like. For example you may want the goods-in staff to be able to view and track orders but not be able to place any orders. Whereas, someone from the accounts department could have access to view invoices. You can create your own sub user(s), VELUX do not have access to do this for you.

When you log into your account, click on the [Administration](#) button at the top of the page

Users

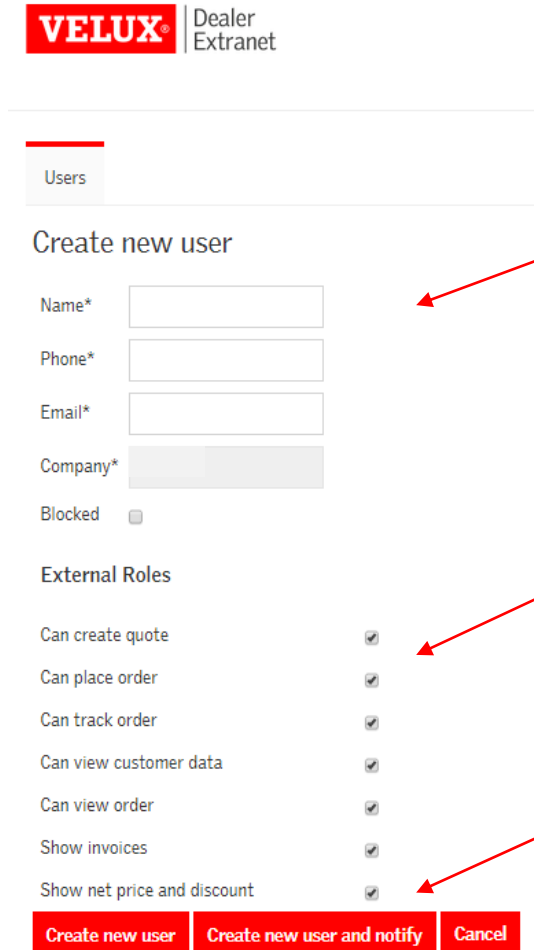
Users

Search for users: [Search](#) [Create new user](#)

Username	Name	Roles	Locked out	Login count	Last login	Welcome email sent
----------	------	-------	------------	-------------	------------	--------------------

Here you will see a list of any existing Sub users on the account. Click **Create new user**

Sub Users - Creating



VELUX Dealer Extranet

Users

Create new user

Name*

Phone*

Email*

Company*

Blocked

External Roles

Can create quote

Can place order

Can track order

Can view customer data

Can view order

Show invoices

Show net price and discount

Please fill in all the details for the user.

If you would like to remove any of the roles from a user, just click on the box to remove the tick

Once you are happy, click on **Create new user and notify**. They will then receive an email from us to log on and create a password.

Please note the email address that you use will be the username. Only one email address can be used per customer account.

Sub Users - Editing

If you need to edit a Sub Users account, click on **Administration** at the top of the screen. You will see your list of your Sub Users. You can use the search bar to search by name or email.

Click on the **Actions** box on the right, Edit rights, reset a password or Block the Sub User.

Users

Users

Search for users: **Search** **Create new user**

Name	Roles	Locked out	Login count	Last login	Welcome email sent	Actions
Dan	SubUser	<input type="checkbox"/>	0	-	11/11/2015 15:58	<ul style="list-style-type: none">ActionsActionsEditReset passwordBlock user

Bring in a light to life

Please note: SuperDealers cannot set up or edit Sub Users. If you are a SuperDealer you will not see the Administration button at the top of your screen. Please contact VELUX if you need to add additional Users on your account.

Super Dealers

Super Dealers have access to place orders, prepare quotes, track deliveries and/or view invoices for a number of branches. To request Super Dealer access, or to add/amend the accounts on an existing Super Dealer account, please email etrading@velux.ie.

Please include the following information on your email:

The email address you use as your User name.

The account number of the branch(es) you need access to.

If you do not know the branch account number(s) please provide the full name and address of each branch.

Once this has been set up you will be able to select which branch you want to view or place orders for from a drop down box.